



Summary Feedback

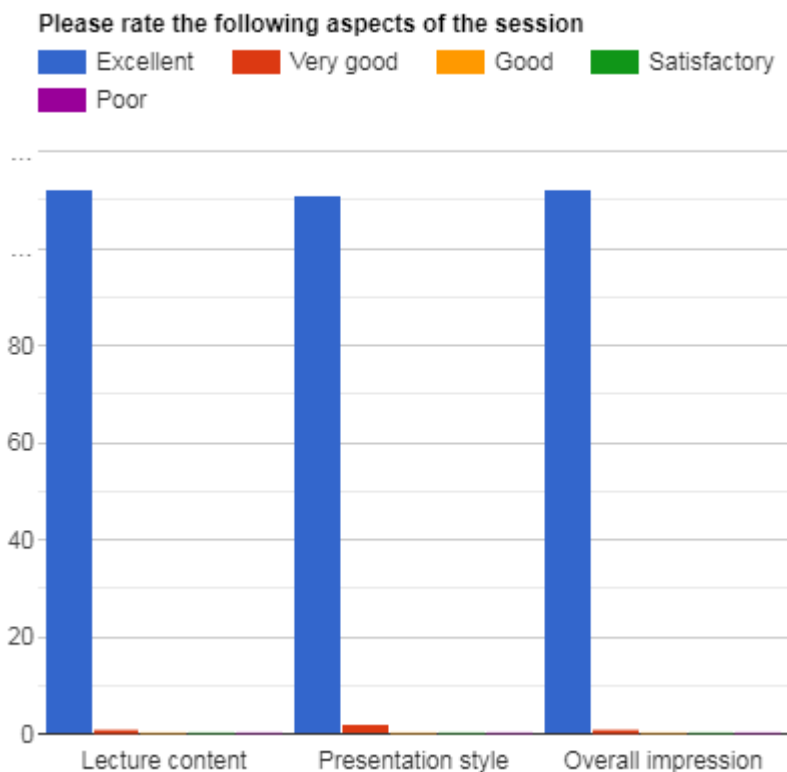
ST1: Two Year Teaching Programme

Session 3.7 CNS: (i) Brain Tumours Part 2 (ii) Phakomatoses (3rd February 2022)

**Delivered By:
(Sami Khan)**

Summary Points:

- ST1-ST4 teaching session 3.7: 3 hours teaching time
- Total Attendees: 385 from 31 Countries (Bahrain, Bangladesh, Canada, Czech Republic, Dominica, Egypt, Ghana, Hong Kong, India, Iraq, Ireland, Kenya, Libya, Malaysia, Myanmar, Nepal, Nigeria, Oman, Pakistan, Qatar, Saudi Arabia, South Africa, Sri Lanka, Sudan, Tanzania, Turkey, UAE, UK, USA, Yemen, Zimbabwe).
- Total feedback received from 113 participants



Did you find it useful
113 responses

● Yes
● No



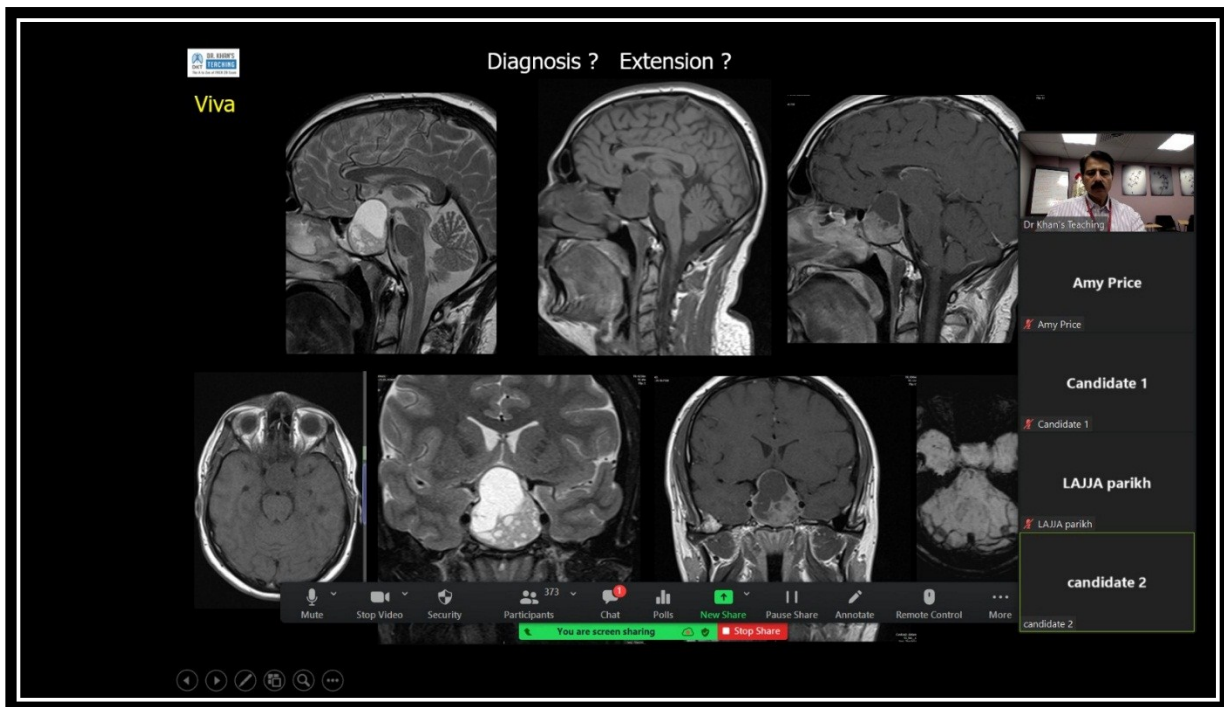
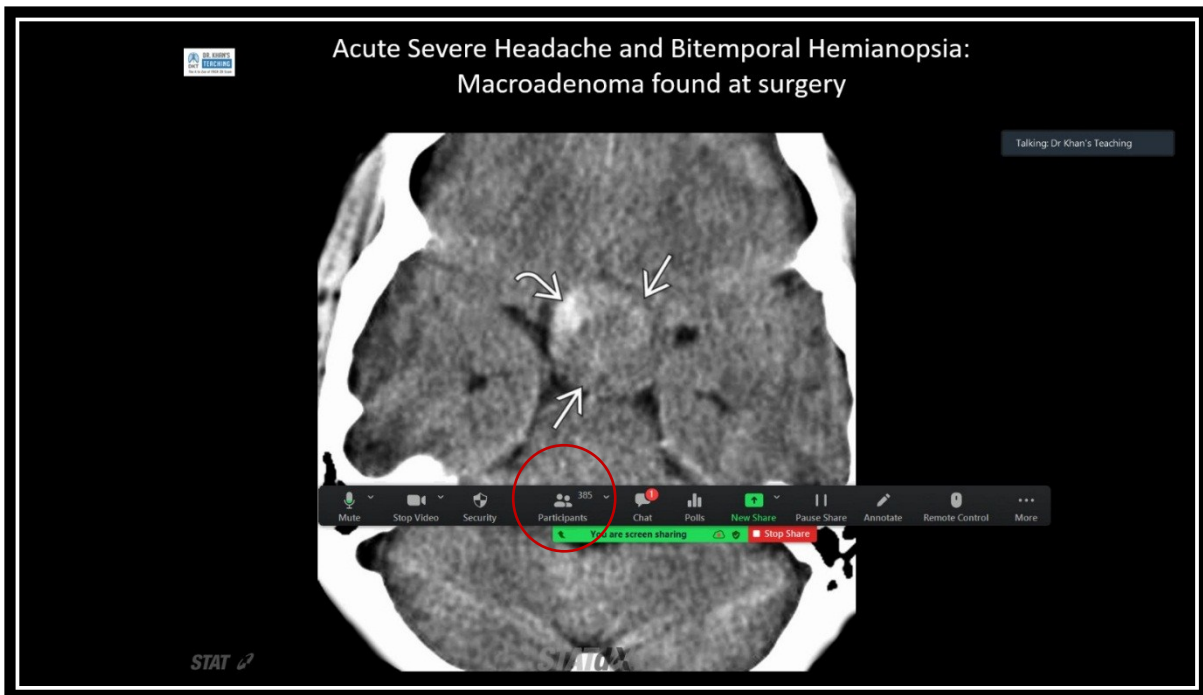
Testimonials

- Life changing teaching by a life changing teacher. Thank you Sir.
- The teaching is just excellent. It covers the basics and progresses to advanced levels in a very smooth manner. Very good teaching points with every case (Pakistan).
- Superb as always, keep it up! Looking forward to watching the recordings, and also looking forward to joining the amazing DKT faculty to contribute in any small way (UK).
- Quality teaching session (UK).
- Extremely useful session. Thank you very much Dr Khan for such a huge effort you are doing from your own time that you could be spend relaxing at home instead (Sudan).
- Brilliant and enlightening (Zimbabwe).
- "Once again excellent work! Superb" (UK).
- Thank you for help (Oman).
- Very helpful teaching (UK).
- Outstanding (Pakistan).
- Excellent resource (UK).
- Very good lecture! Thank you very much! (UK).
- Great teaching as always (Pakistan).
- Too Good (Ireland).
- Great work (India).
- Brilliant (Algeria).
- Excellent teaching. Thank you for the plan to post recordings (Zimbabwe).
- Excellent teachings (Kenya).
- Awesome (Turkey).
- As ever, excellent! Many thanks as always (UK).
- Great presentation (South Africa).
- Best as always (Pakistan).
- Excellent thank you, God bless you (Egypt).

Session 3.7 CNS : (i) Brain Tumours Part 2 (ii) Phakomatoses

- Excellent teaching (Malaysia).
- Really useful thank you (UK).
- Excellent teaching session as usual (Egypt).
- Great job (Iraq).
- Excellent sessions, please keep it up (Nigeria).
- Happy to hear that old recordings will be available. this will be a great innovation (Canada).
- Great teaching style! Captivating and engaging! (Saudi Arabia).
- Excellent talk (Pakistan).
- Wonderful (Egypt).
- Impressive (Oman).
- Absolutely wonderful (India).
- It is great (Pakistan).
- It's perfect (India).
- It is excellent (Yemen).
- Thank you sir for you time, efforts and everything, Thank you also for making recordings available, how can we get them (Pakistan).
- Excellent cases and presentation (UK).
- Very useful (Oman).
- Superb lecture! (Myanmar).
- Very helpful lecture, good to see other students thought process vs ideal answers (UK).
- Exceedingly helpful in real life reporting and exam preparations (UAE).
- Excellent presentation (Ireland).
- Excellent cases and discussion (Egypt).
- Detailed emphasis on every topic (Oman).
- Excellent session (UK).
- Extensive teaching (Pakistan).
- Dedicated teacher (Kenya).
- Excellent teaching session (Pakistan).
- I liked dermal sinus case, pineal body tumors, anatomy of pituitary gland and the feedback about DKT and all heroes who helped in course preparation (Egypt).
- I liked the milestone of the DKT and clarification on the way forward. The cases were flowing and pineal lesions have enlightened my diagnostic skills (Zimbabwe).
- Really nice systematic run through of a tough topic, in good time. Everything fantastic. All main differentials and important exam cases covered in 3 hours (UK).
- Well explained and comprehensive coverage (Pakistan).
- Perfect coverage (UK).
- Excellent session sir (India).
- Everything was valuable (Pakistan).

Session 3.7 CNS : (i) Brain Tumours Part 2 (ii) Phakomatoses



=====XX=====XX=====